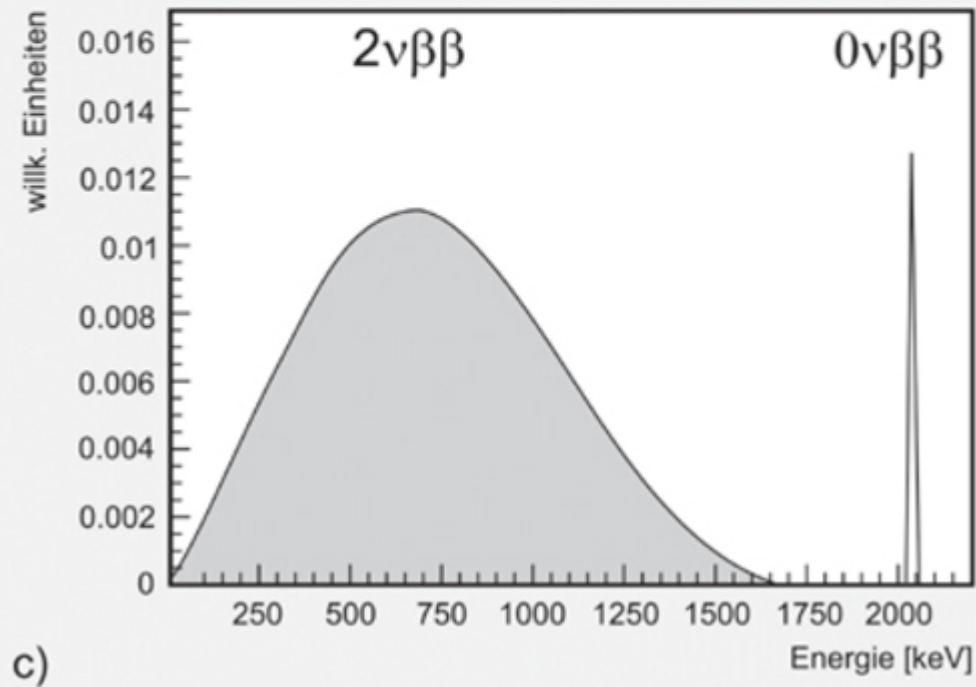
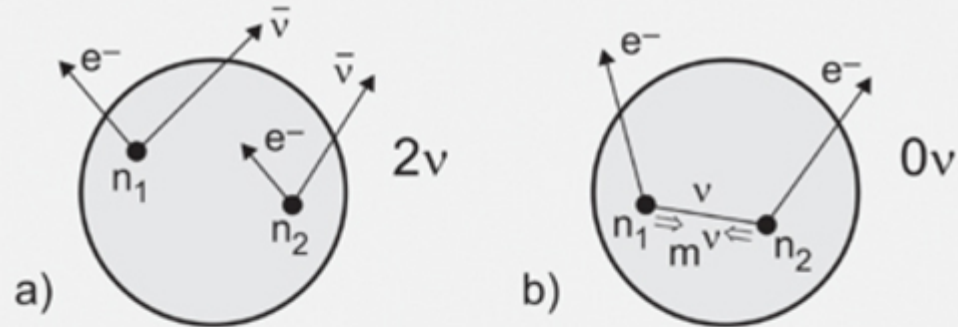


# Double Beta Decay



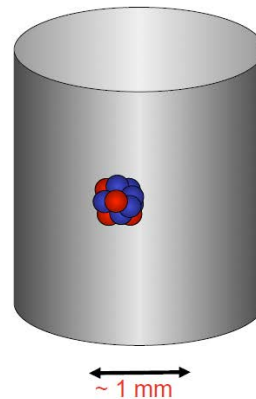
rate of  $0\nu\beta\beta$       phase space      nuclear matrix elements      effective Majorana neutrino mass

$$1/\tau = G(Q,Z) |M_{\text{nucl}}|^2 \langle m_{ee} \rangle^2$$

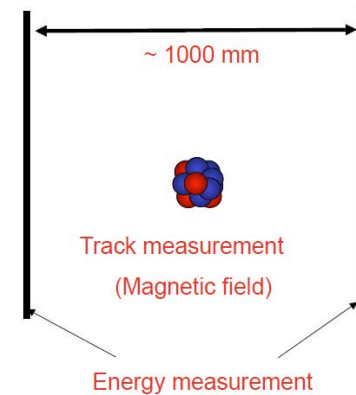
Expected half-lives  $O(10^{25} \dots 10^{26})$  yr for  $\langle m_{ee} \rangle \approx 50$  meV

Measurement principle:

Source = Detector



Source  $\neq$  Detector



# Heidelberg-Moscow Experiment @ LNGS

Technical parameters of the five enriched  $^{76}\text{Ge}$  detectors

Detector number	Total mass (kg)	Active mass (kg)	Enrichment in $^{76}\text{Ge}$ (%)	PSA
No. 1	0.980	0.920	$85.9 \pm 1.3$	No
No. 2	2.906	2.758	$86.6 \pm 2.5$	Yes
No. 3	2.446	2.324	$88.3 \pm 2.6$	Yes
No. 4	2.400	2.295	$86.3 \pm 1.3$	Yes
No. 5	2.781	2.666	$85.6 \pm 1.3$	Yes



Germanium Detectors



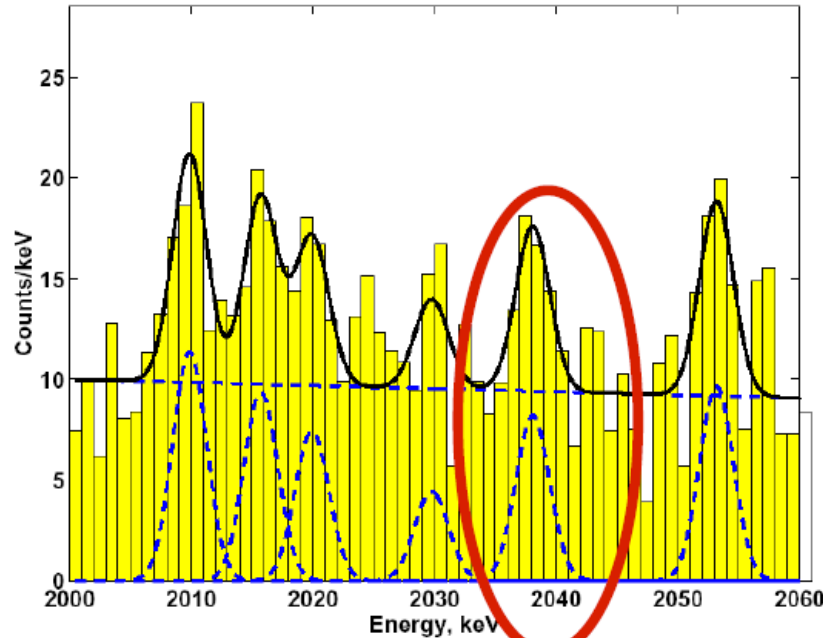
Fig. 1. The HEIDELBERG–MOSCOW  $\beta\beta$ -experiment in the Gran Sasso (top), and four of the enriched detectors during installation (bottom left). The fifth detector was installed in an extra shielding using electrolytic copper as inner shield (bottom right).

Data acquisition and analysis of the  $^{76}\text{Ge}$  double beta experiment in Gran Sasso 1990–2003

H.V. Klapdor-Kleingrothaus<sup>\*1</sup>, A. Dietz, I.V. Krivosheina<sup>2</sup>, O. Chkvorets

NIM A 522 (2004)

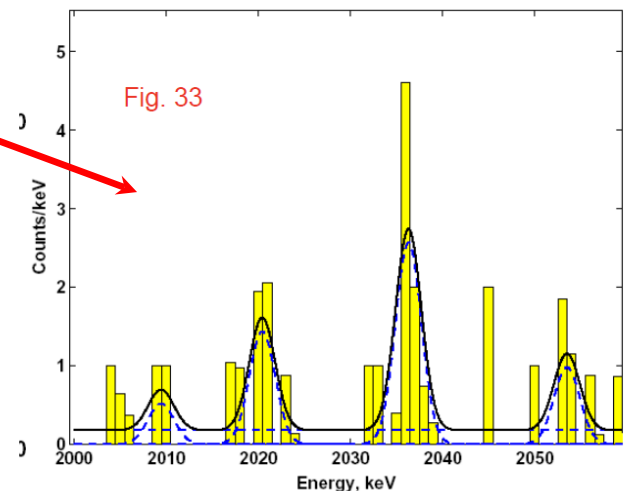
# Evidence by Part of HM



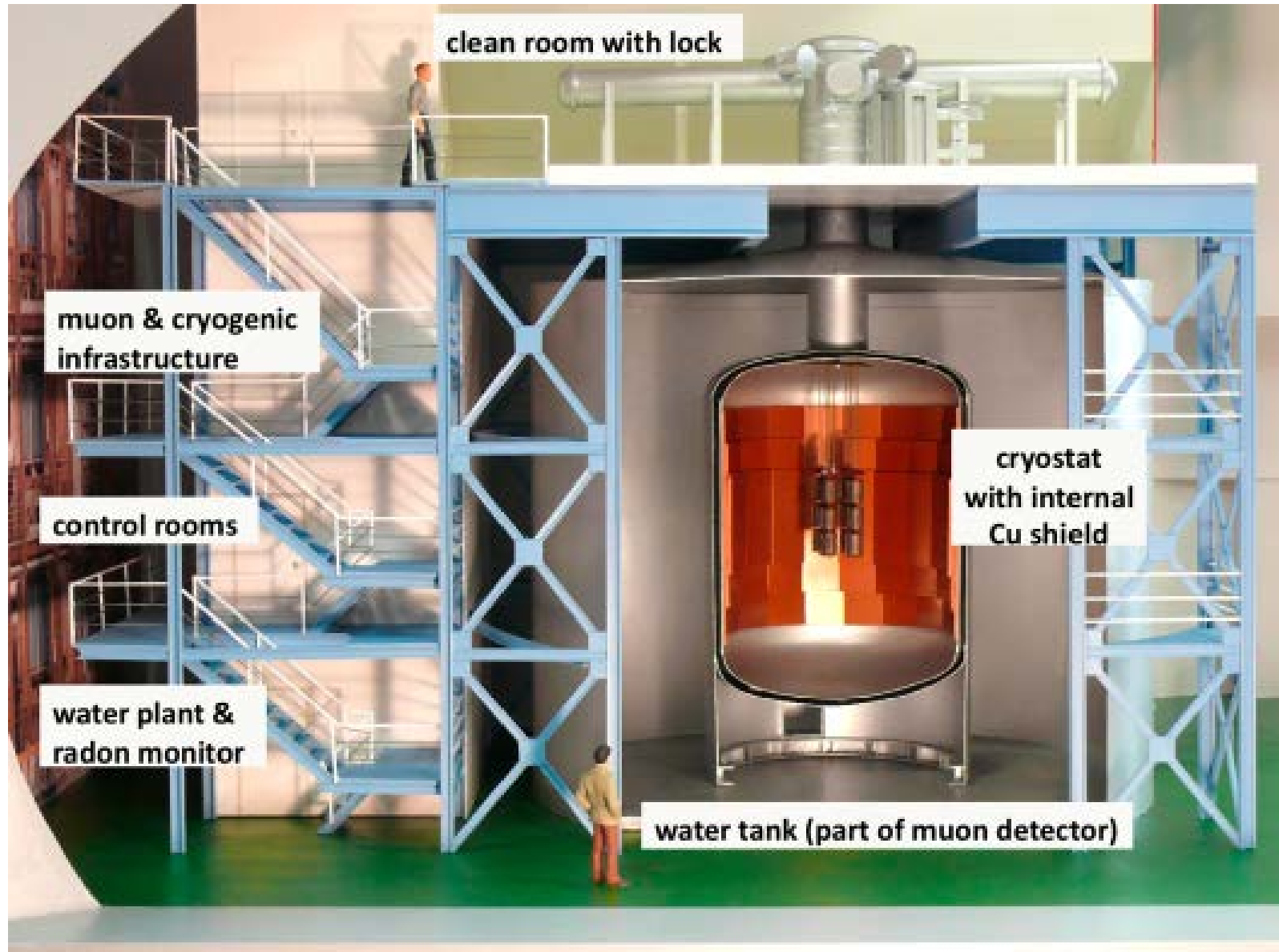
- Nov 1990- May 2003
- 71.7 kg year
- Bgd 0.11 / kg y keV
- $28.75 \pm 6.87$  events (bgd:~60)
- 4.2 sigma evidence for  $0\nu\beta\beta$
  
- $0.34-2.03 \times 10^{25}$  y (3 sigma)
- Best fit  $1.19 \times 10^{25}$  y
  
- $m_{ee} = 0.1-0.9$  eV
- best fit 0.44 eV



Fig. 17. The total sum spectrum of all five detectors (in total 10.96 kg enriched in  $^{76}\text{Ge}$ ), for the period November 1990–May 2003 (71.7 kg year) in the range 2000–2060 keV and its fit (see Section 3.2).



# Gerda



Exposure: 21.6 kg yr

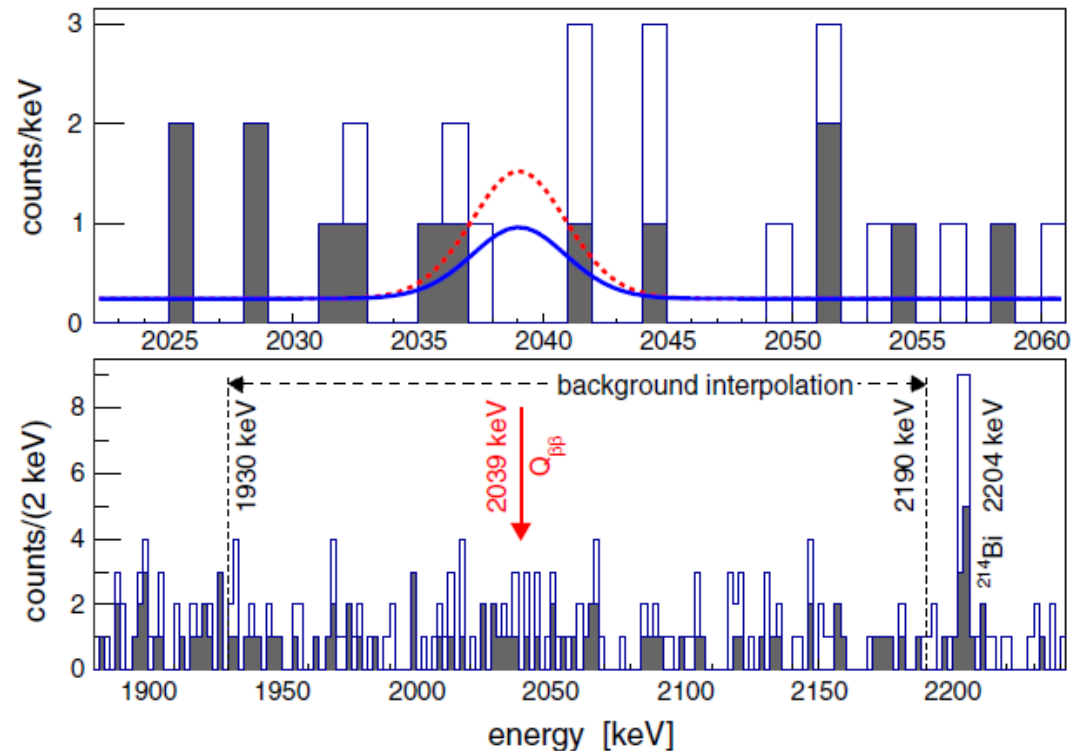
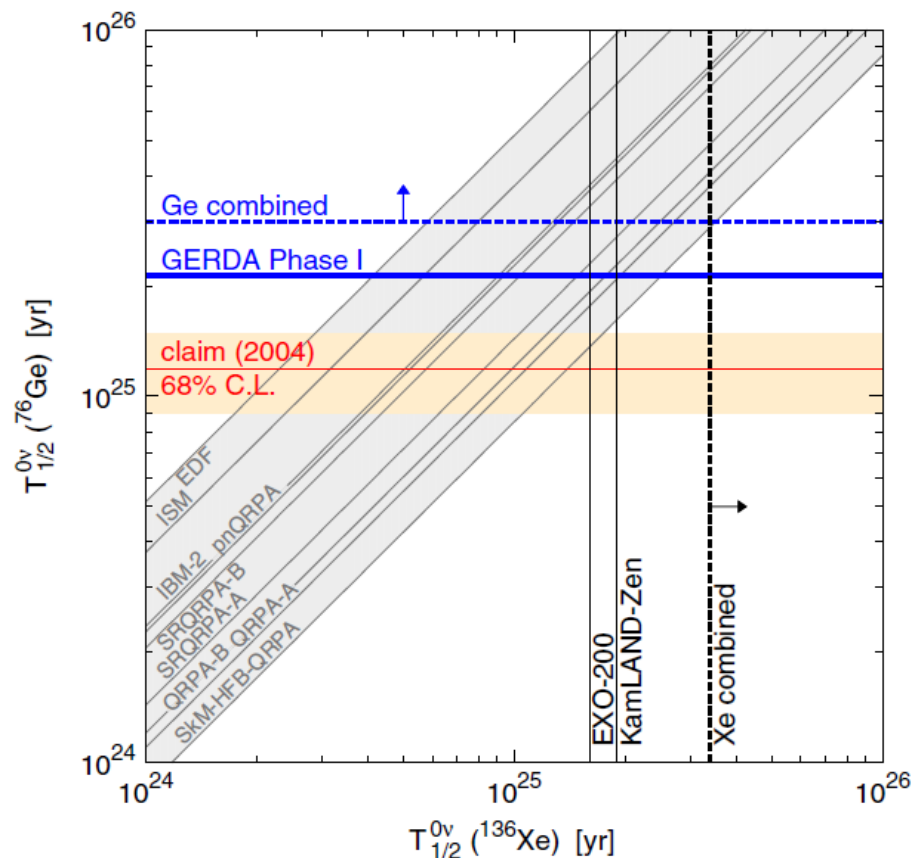


FIG. 1 (color online). The combined energy spectrum from all  $^{76}\text{Ge}$  detectors without (with) PSD is shown by the open (filled) histogram. The lower panel shows the region used for the background interpolation. In the upper panel, the spectrum zoomed to  $Q_{\beta\beta}$  is superimposed with the expectations (with PSD selection) based on the central value of Ref. [11]  $T_{1/2}^{0\nu} = 1.19 \times 10^{25}$  yr (red dashed) and with the 90% upper limit derived in this work, corresponding to  $T_{1/2}^{0\nu} = 2.1 \times 10^{25}$  yr (blue solid).



$$T_{1/2}^{0\nu} > 3.0 \times 10^{25} \text{ yr}$$

$$T_{1/2}^{0\nu} > 2.1 \times 10^{25} \text{ yr (90\% C.L.)}$$

FIG. 2 (color online). Limits (90% C.L.) on  $T_{1/2}^{0\nu}$  of  $^{76}\text{Ge}$  (this work) and  $^{136}\text{Xe}$  [14,15] compared with the signal claim for  $^{76}\text{Ge}$  of Ref. [11] (68% C.L. band). The lines in the shaded gray band are the predictions for the correlation of the half-lives in  $^{136}\text{Xe}$  and in  $^{76}\text{Ge}$  according to different NME calculations [27,28,33–37]. The selection of calculations and the labels are taken from Ref. [29].

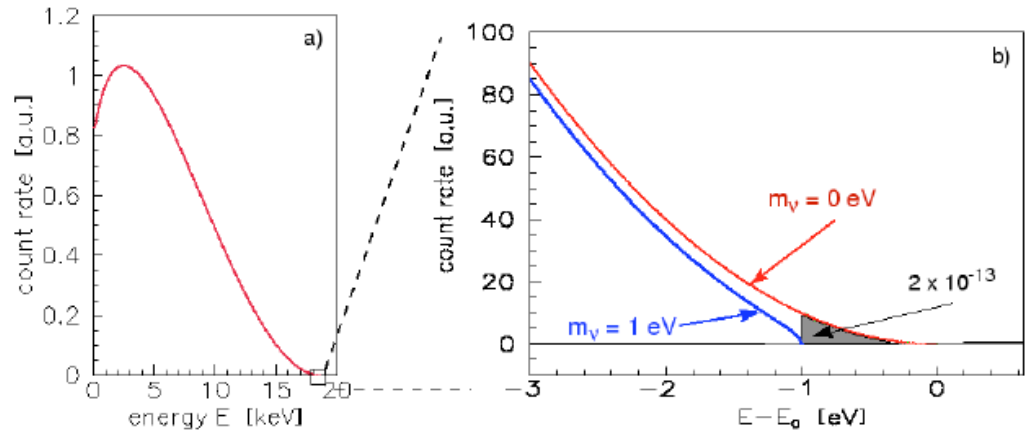
# Neutrino Masses

## Kinematical Determination from Beta-Decay:

### Relativistic kinematics:

$$E^2 = p^2 + m^2; \quad \sum p_i^\mu = \sum p_f^\mu$$

### Endpoint of decays:



### Bounds:

“Elektron-Neutrino”:  $m < 2.2 \text{ eV}$  (Mainz, Troitsk)  
 “Muon-Neutrino”:  $m < 170 \text{ keV}$   
 “Tau-Neutrino”:  $m < 15.5 \text{ MeV}$



# Tritium-Experiments



**Troitsk**

windowless gaseous  $T_2$  source

analysis 1994 to 1999, 2001

$$m_\nu^2 = -2.3 \pm 2.5 \pm 2.0 \text{ eV}^2$$

$$m_\nu \leq 2.2 \text{ eV (95\% CL.)}$$



**Mainz**

quench condensed solid  $T_2$  source

analysis 1998/99, 2001/02

$$m_\nu^2 = -1.2 \pm 2.2 \pm 2.1 \text{ eV}^2$$

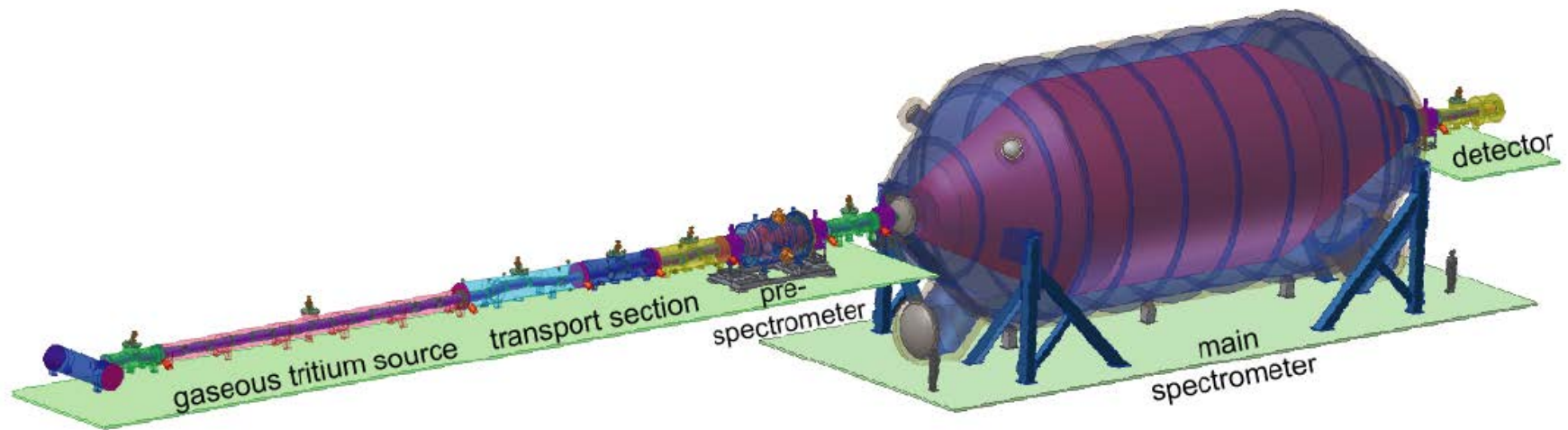
$$m_\nu \leq 2.2 \text{ eV (95\% CL.)}$$

**both experiments have reached their intrinsic sensitivity limit**

# KATRIN

## KATRIN - Karlsruhe Tritium Neutrino Experiment

direct n-mass measurement with sub-eV sensitivity



Sensitivity: 0.2 eV

# KATRIN

